1035 TLX

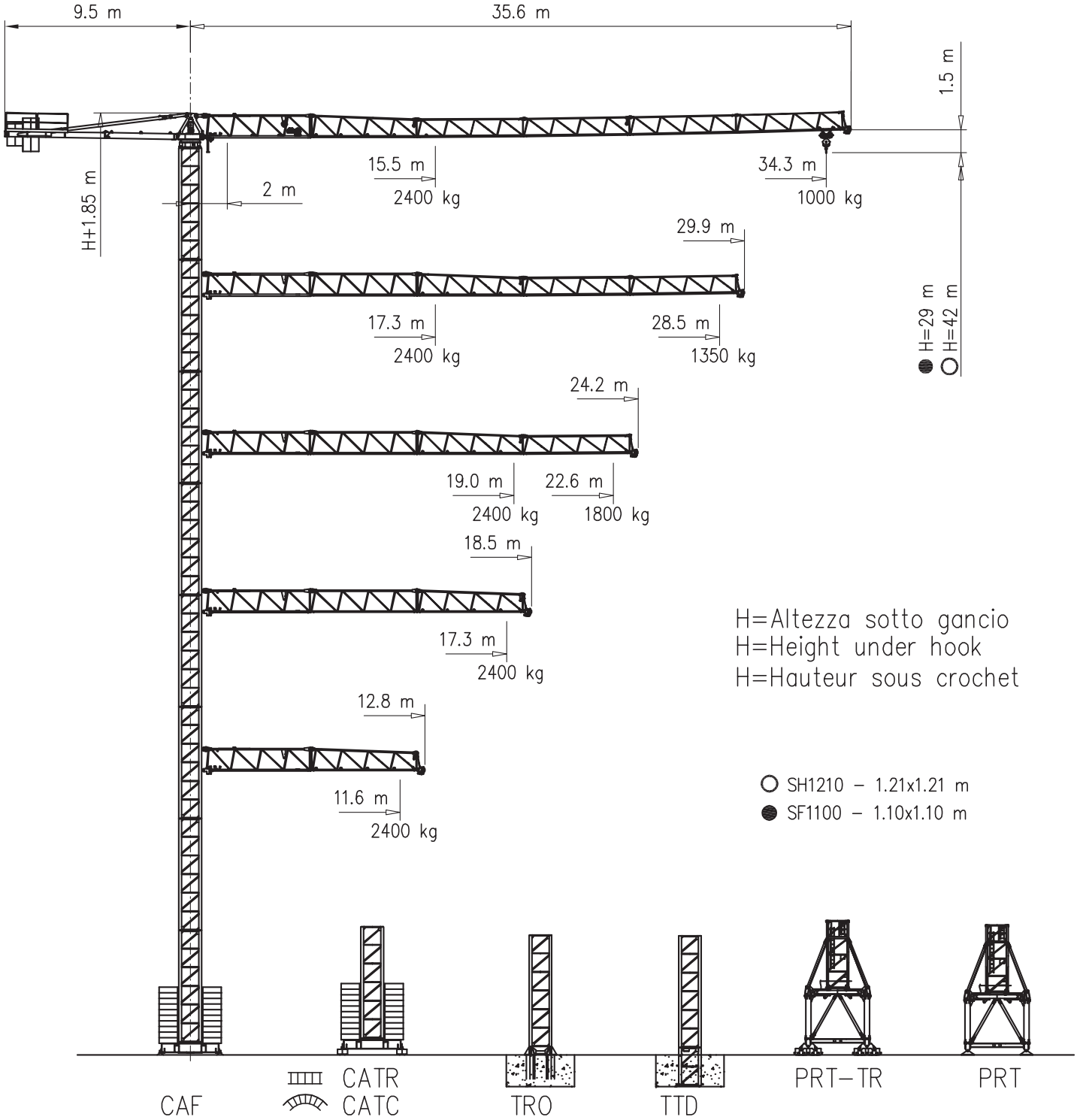

CE FEM A4

1035 TLX

Torre/Reazioni – Masts/Reactions – Mat/Réactions – Maste/Eckdrücke – Màstil/Reacciones – Tramo/Reacções

SF1100

11.6 m → 34.3 m

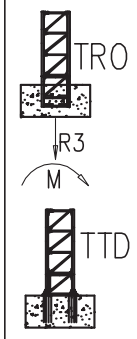

Torre/Masts/Mat/Maste/Màstil/Tramo						
H[m]	2f/2f BO058	2f/1f BA058	1f/1f ST058	2f/1f BA116	1f/1f ST116	
29	1	1	3			
23.2		1	3			
17.4		1	2			
11.6		1	1			

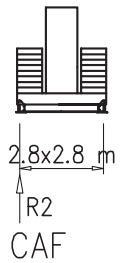

Torre/Masts/Mat/Maste/Màstil/Tramo						
H[m]	2f/2f BO058	2f/1f BA058	1f/1f ST058	2f/1f BA116	1f/1f ST116	
29	1	1	3			
23.2		1	3			
17.4		1	2			
11.6		1	1			

H=0–12 m	
R1	19 t
R2	18 t
R3	15 t
M	26 tm

H=13–23 m	
R1	21 t
R2	20 t
R3	16 t
M	32 tm

H=24–29 m	
R1	
R2	23 t
R3	17 t
M	40 tm

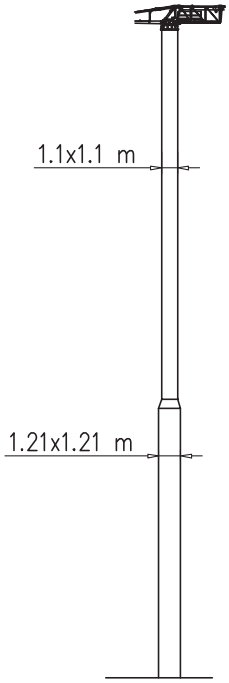

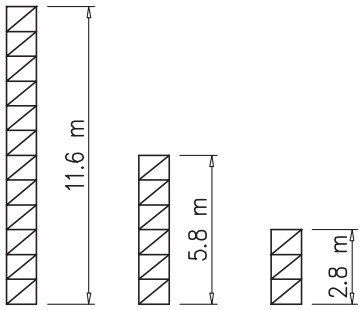

Peso zavorra – Ballast weight – Poids du lest – Ballastgewicht – Peso de lastre

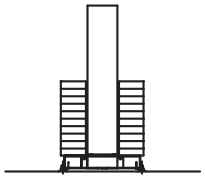

H	Tot.
0–12 m	22000 kg
13–23 m	26400 kg
24–29 m	30800 kg

1035 TLX

Torre/Reazioni – Masts/Reactions – Mat/Réactions – Maste/Eckdrücke – Màstil/Reacciones – Tramo/Reacções

SH1210

11.6 m → 34.3 m

Torre/Masts/Mat/Maste/Màstil/Tramo

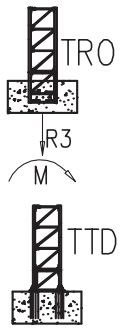

H[m]	2f/2f ST030	2f/2f ST060	2f/2f ST120			
42		7				
36		6				
30		5				
24		4				
18		3				

H=0–18 m	
R1	18 t
R2	17 t
R3	17 t
M	28 tm

Torre/Masts/Mat/Maste/Màstil/Tramo

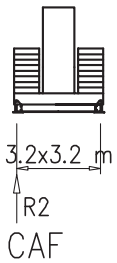

H[m]	2f/2f ST030	2f/2f ST060	2f/2f ST120			
42		7				
36		6				
30		5				
24		4				
18		3				

H=19–30 m	
R1	21 t
R2	20 t
R3	19 t
M	40 tm

H=31–36 m	
R1	26 t
R2	25 t
R3	20 t
M	48 tm

Torre/Masts/Mat/Maste/Màstil/Tramo

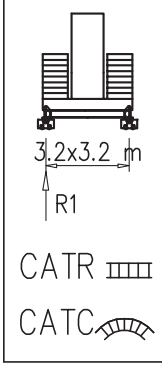

H[m]	2f/2f ST030	2f/2f ST060	2f/2f ST120			
36		6				
30		5				
24		4				
18		3				
12		2				

H=37–42 m	
R1	
R2	69 t
R3	40 t
M	185 tm

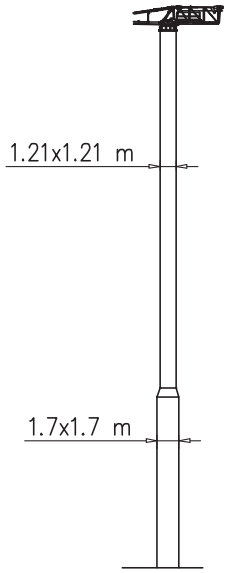

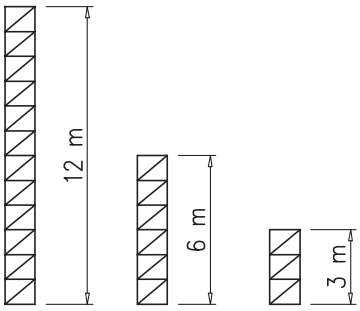

Peso zavorra – Ballast weight – Poids du lest – Ballastgewicht – Peso de lastre

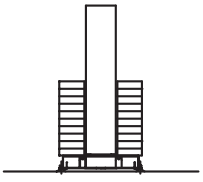

H	Tot.
0–18 m	18000 kg
19–30 m	24000 kg
31–36 m	36000 kg
37–42 m	60000 kg

1035 TLX

Curve di carico – Courbes de charges – Load diagrams – LastKurven – Curvas de cargas

Pmax 2400 kg

5460 kg	34.3 m	2	15.5	19.0	22.6	28.5	34.3	m
		2400	2400	1800	1500	1200	1000	kg
4380 kg	28.5 m	2	17.3	21.0	22.6	28.5		m
		2400	2400	1800	1680	1350		kg
3810 kg	22.6 m	2	19.0	22.6				m
		2400	2400	1800				kg
2730 kg	17.3 m	2	17.3					m
		2400	2400					kg
1650 kg	11.6 m	2	11.6					m
		2400	2400					kg

1035 TLX

PESI E INGOMBRI – PACKING LIST – LISTE DE COLISAGE – GEWICHT UND ABMESSUNGEN

Denominazione Description	Disegno Draw		Pezzi Pieces	Dimensioni–Dimensions (mm) L	 W	 H	Peso–Weight (kg) Unit	 Total
Elemento di braccio Jib element Elèment de èche Elemento de flecha	n°6		1	5910	800	1500	800	–
	n°5		1	5890	760	1260	460	–
	n°4		1	5870	760	1050	390	–
	n°3		1	5850	760	1040	285	–
	n°2		1	5830	760	1020	205	–
	n°1		1	5820	760	1020	180	–
	Punta braccio		1	410	760	690	45	–
Contorbraccio completo Complete counterjib Contreflèche complète Contraflecha completa			1	9000	1650	1230	1600	–
Gruppo girevole Slewing group Table tournante Grupo giratorio		SF1100	1	1600	1350	1830	1900	–
		SH1210	1	1600	1350	1830	2000	–
Carrello Trolley Chariot Carretilla			1	880	980	650	75	–
Elemento di torre Mast element Elèment de mature Elemento de torre	ST028	SF1100	–	2800	1100	1100	550	–
	ST030	SH1210	–	3000	1210	1210	840	–
	ST058	SF1100	–	5800	1100	1100	1010	–
	ST060	SH1210	–	6000	1210	1210	1490	–
	ST116	SF1100	–	11600	1100	1100	1900	–
	ST120	SH1210	–	12000	1210	1210	3000	–
	B0028	SF1100	–	2800	1100	1100	600	–
	B0030	SH1210	–	3000	1210	1210	900	–
	B0058	SF1100	–	5800	1100	1100	1260	–
	B0060	SH1210	–	6000	1210	1210	2120	–
	B0116	SF1100	–	11600	1100	1100	2370	–
	B0120	SH1210	–	12000	1210	1210	3500	–
	BA028	SF1100	–	2800	1100	1100	555	–
	BA030	SH1210	–	3000	1210	1210	870	–
	BA058	SF1100	–	5800	1100	1100	1020	–
	BA060	SH1210	–	–	–	–	–	–
	BA116	SF1100	–	11600	1100	1100	2030	–
	BA120	SH1210	–	–	–	–	–	–

1035 TLX

PESI E INGOMBRI – PACKING LIST – LISTE DE COLISAGE – GEWICHT UND ABMESSUNGEN

Denominazione Description	Disegno Draw		Pezzi Pieces	Dimensioni–Dimensions (mm) L	 W	 H	Peso–Weight (kg) Unit	 Total
Blocchi contrappeso Counterweight block Contre–poids Bloques de contrapeso	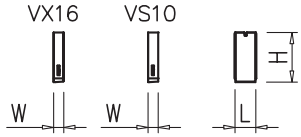	VS10	2	850	420	1300	1080	2160
		VX16	2	850	420	2000	1650	3300
Carro di base Base carriage Chassis de base Cruceta de base	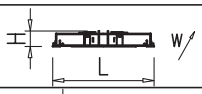	2.8x2.8	1	4100	520	660	1050	1050
		3.2x3.2	1	4670	520	660	1160	1160
	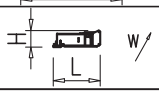	2.8x2.8	2	1900	340	660	480	960
		3.2x3.2	2	2180	340	660	550	1100
Elemento a perdere Disposable frame Chassis a perdre Bastidor desechable	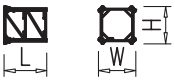	SF1100	1	1840	1910	1910	1430	–
		SH1210	1	2600	2260	2260	2030	–
Elemento recuperabile Recoverable frame Chassis rècupèrable Bastidor recuperable	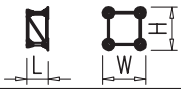	SF1100	1	1300	2170	2170	1720	–
		SH1210	1	1300	2620	2620	1860	–
Bogie di traslazione Driven bogie Boggie motoriseè Balancìn de traslaciòn	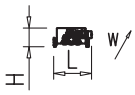		4	1160	700	600	700	2800
Blocco zavorra di base Base ballast block Lest de base Bloque de lastre	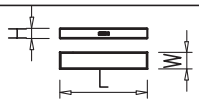	2.8x2.8	–	3200	1000	300	2200	–
		3.2x3.2	–	3600	1150	300	3000	–
Corsoio di montaggio Climbing cage Cage de montage Jaula de montaje	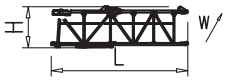		1	8300	1600	1500	3000	–

1035 TLX

GRU IN CAVEDIO – TELESCOPAGE SUR DALLES – CLIMBING CRANE – KLETTERKRANE IM GEBAUDE

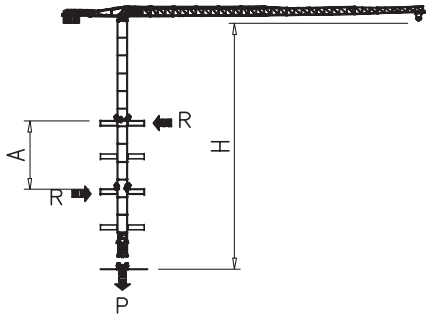

SH1210	H (m)	A (m)	R (t)	P (t)
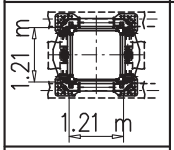	30.0	6	25.75	33.0
		7	22.96	
Apertura passaggio gru Opening for crane passing		8	20.88	
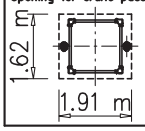		9	19.25	

SOPRALZO IDRAULICO – TELESCOPABLE – EXTERNAL CLIMBING – KLETTERKRANE

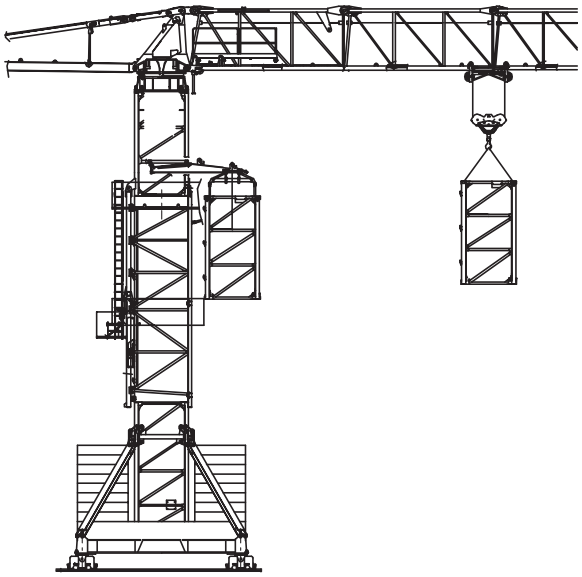

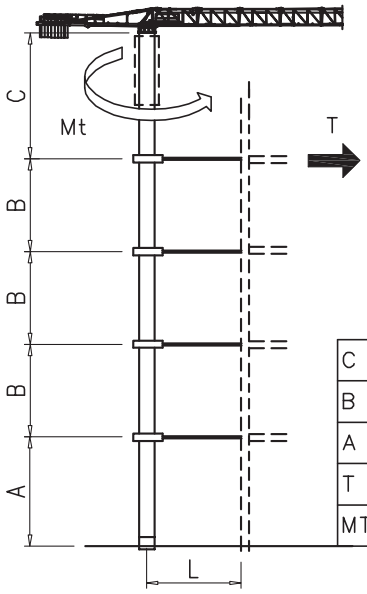

	SH1210	SK1700
C	27.0 m	27.3 m
B	17.0 m	15.6 m
A	32.0 m	39.5 m
T	19 m	23.4 m
MT	23 txm	26 txm

Montaggio – Montage – Erection – Montage – Montaje – Montagem

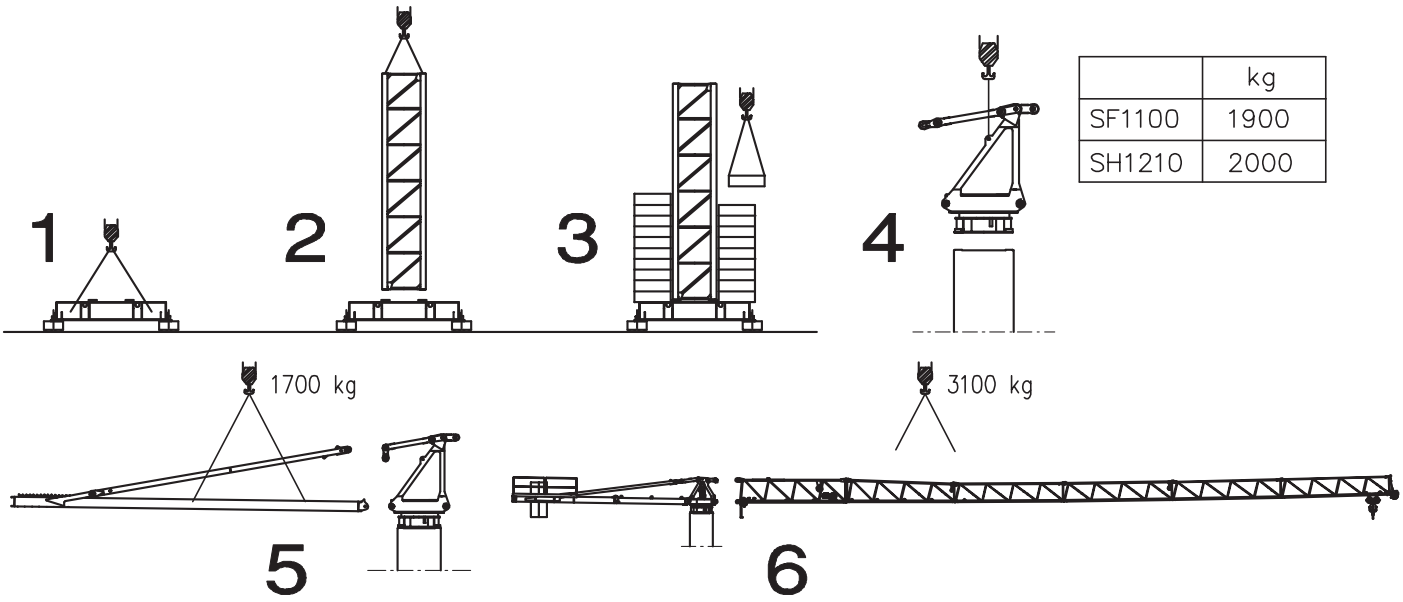

	kg
SF1100	1900
SH1210	2000

1035 TLX

Meccanismi – Mechanisms – Mécanismes – Antriebe – Mecanismos

Sollevamento M07.47
Hoisting
Levage
Heben
Elevaciòn
Elevaçao

m/min	3	16	36	40	47
t	2.4	2.4	1	0.8	0.4

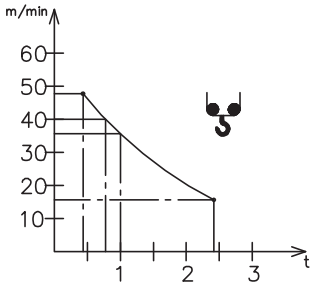

M07.47

7.5 kW

18 kVA

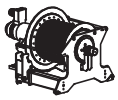

110 m

Carrello Trolleying Distribution Katzfahren Distribuciòn Distribuiçao			0 → 70	m/min	1.1 kW
Rotazione Slewing Orientation Schwenken Orientaciòn Rotaçao			0 → 0,7	giri/min tr/min rp/min	4 kW
Traslazione Travelling Translation Kranfahren Traslaciòn Translaçao			0 → 18	m/min	3.7 kW

Potenza elettrica necessaria
Puissance èlectrique nècessaire
Necessary electric power
Anschlusswert – Potencia

Rete elettrica – Réseau – Mains supply – Netzstrom – Red – Rede electrica	400V – 50 Hz
	480V – 60 Hz

FMgru s.r.l.
via Emilia 11–29010 Pontenure PC ITALY
tel. 0523/510446 ric.aut. fax 0523/510365
www.fmgru.it e–mail: info@fmgru.com

FEM 1.001
2000/14/CE

Documento commerciale non contrattuale
Per tutte le informazioni tecniche riferirsi alle corrispondenti istruzioni

Unverbindliches Vertriebsdokument.
Für technische Informationen, siehe die entsprechenden Anweisungen.

This commercial document is not legally binding. For any technical information, please refer to the corresponding instructions.

Documento commercial no contractual
Para cualquities informaciòn tecnica, ver la noticia correspondiente.

Code: 15ICA37T10A0

Ed.	Data	Rev	Data
1	30.08.06	1	08.03.10